

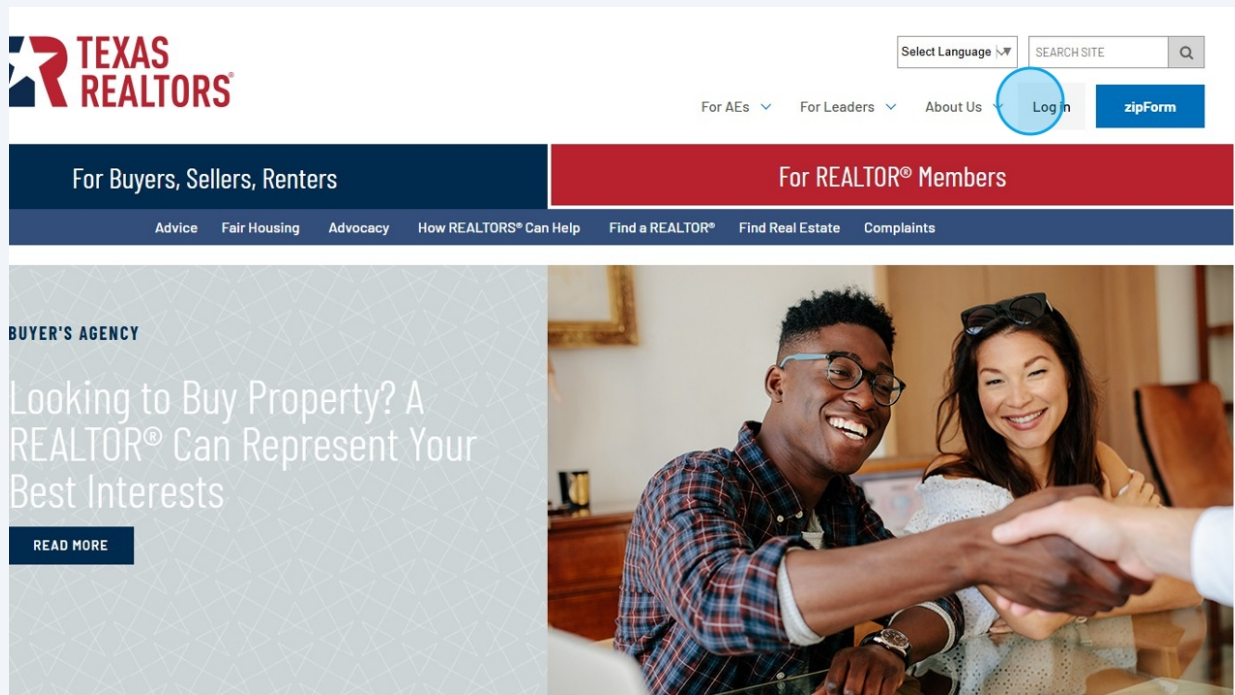
Access Your Texas REALTORS® FastPass




1 Navigate to <https://www.texasrealestate.com/>



2 Click "Log in"



3 Click "Log in or Create NAR Account"



4 Enter your NAR credentials and click "Sign In"

The screenshot shows the login and registration page for the National Association of REALTORS®. The page is divided into two main sections: "Sign In" and "Create Account".

Sign In Section:

- Username field: Contains the text "p88661023".
- Password field: Contains a masked password "*****" with a "show" button.
- Link: "Forgot username or password?"
- Button: "Sign In" (highlighted with a blue circle).
- Link: "View our help FAQs ?"

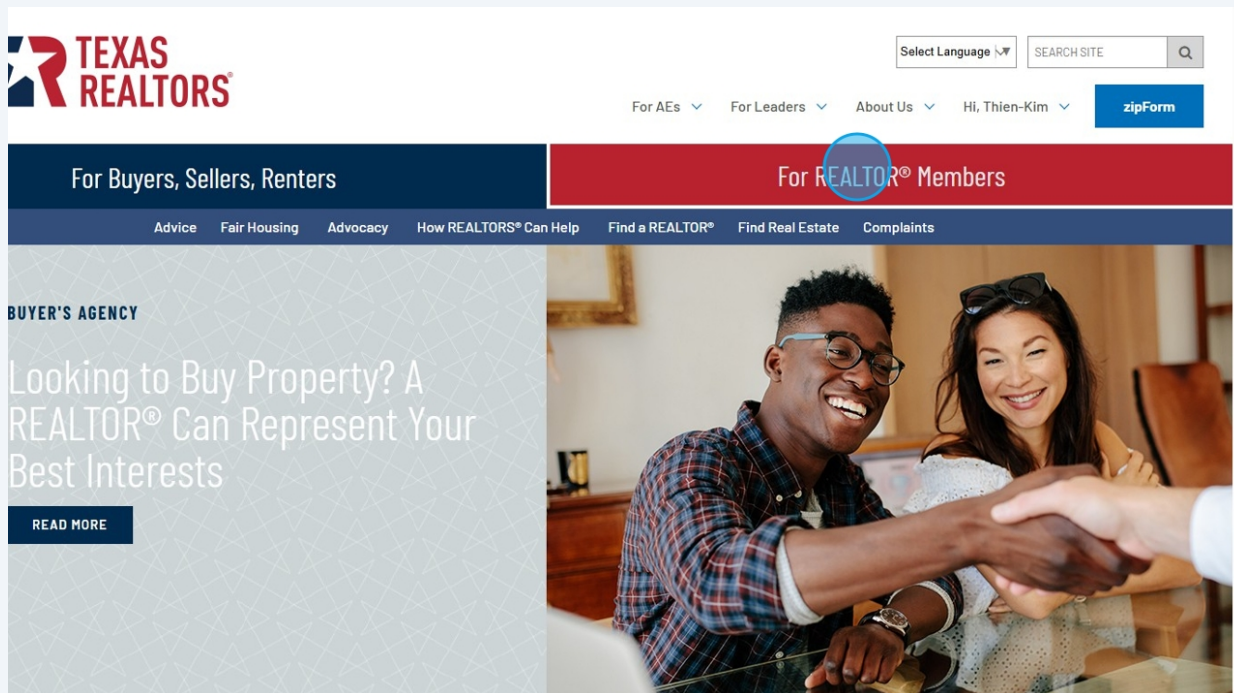
Create Account Section:

- Text: "Are you a new REALTOR® with a Member ID? Don't have an NAR online account?"
- Text: "Create account to view your membership account information. [Learn More](#)"
- Button: "Create Account"
- Section: "Not a member of NAR?"
- Text: "Register as a guest to sign up for newsletters and access the REALTOR® store."

Footer:

- Copyright: "© Copyright. All Rights Reserved. National Association of REALTORS®. | [Privacy Policy](#) | [Terms of Use](#)"
- Support: "MEMBER SUPPORT Monday - Friday, 8 a.m. - 5 p.m. CT"
- Contact: "1-800-874-6500" and "Message Member Support"

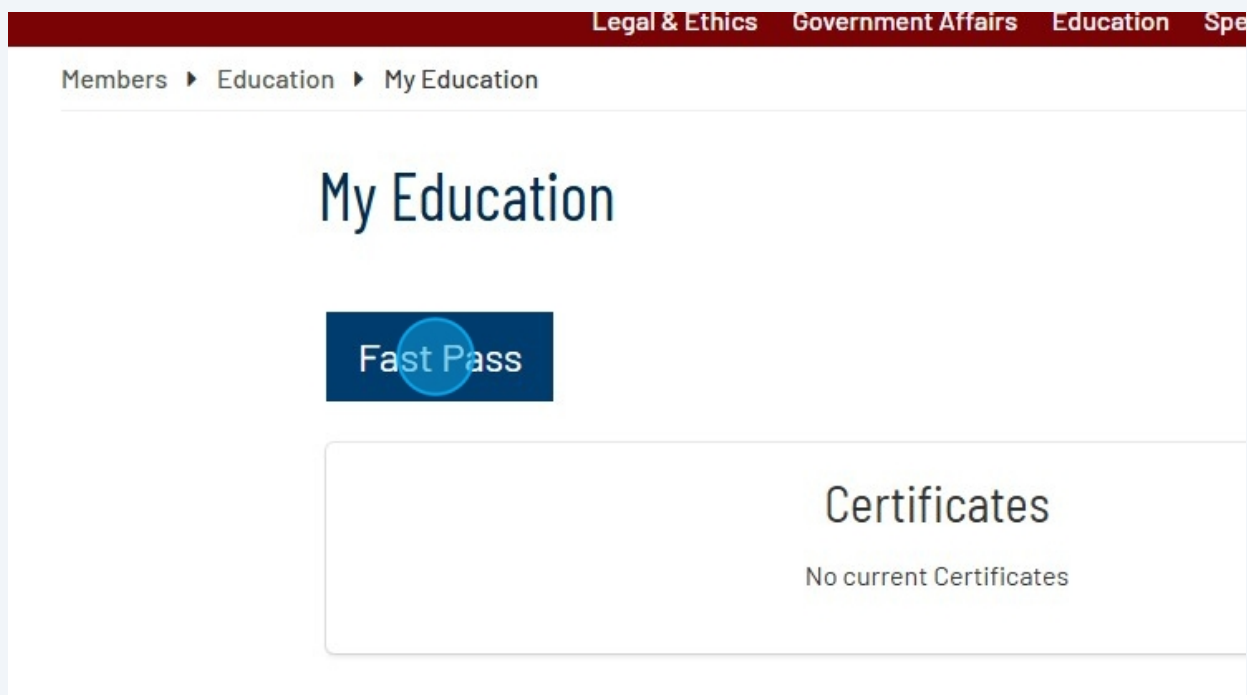
5 Click the red "For REALTOR® Members" banner



- 6 Under the Education menu, click "My Education"



- 7 Click the blue "Fast Pass" button



8

Screenshot your FastPass for your convenience!

My Education



FastPass

PROFILE

QR CODE



Thien-Kim Pham

NRDS ID:
88661023

LICENSE
BS61023

BOARD
Texas Realtors®